



Describing turns

1 Match the picture to the turn.



full turn

half turn

quarter turn

2 First, the arrow is pointing up.
Then, it turns half a turn.



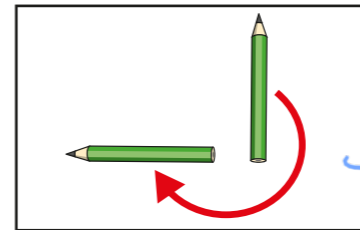
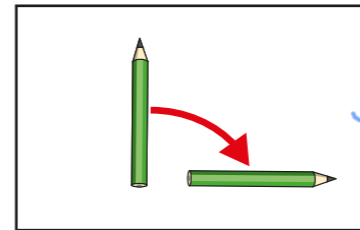
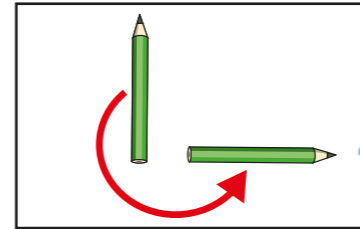
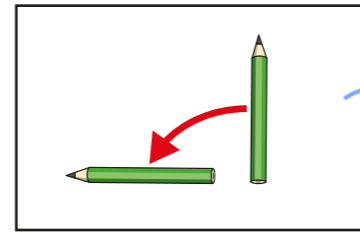
a) Draw to show what the arrow looks like now.



b) Complete the sentence.

Now, the arrow is pointing down.

3 Match the picture to the turn.



quarter turn
clockwise


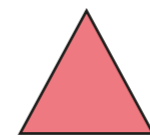
quarter turn
anticlockwise

three-quarter turn
clockwise

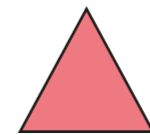
three-quarter turn
anticlockwise

4 Draw to show what the triangle will look like after each turn.

a) A quarter turn clockwise.



b) A three-quarter turn anticlockwise.



What do you notice?

5 Choose words from the word bank to complete the sentences.

quarter


half

three-quarter


clockwise

anticlockwise

a) before



after

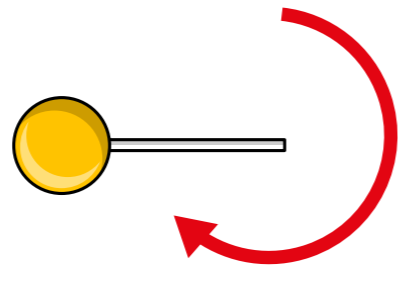


The ladybird has turned a quarter
turn clockwise.

b) before




after

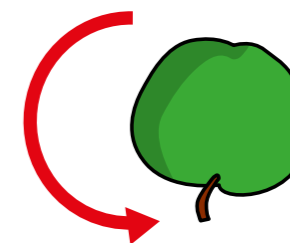


The lollipop has turned a three-quarter
turn clockwise.

c) before



after



The apple has turned a half
turn anti-clockwise.

6 A square has been turned.

before



after



Complete the sentence. various answers

The square has turned a _____
turn _____.

Is there more than one answer?